

# Lift Design

## Lift cabin LC Elegant



LC *Elegant*

## LC Elegant

### Lift cabin with walls decorated with laminate

#### Floor

Floor is made of a lightweight fully galvanized steel sandwich.

#### Floor covering

- PVC covering ALTRO** in different colour variants. This material is made of softened vinyl, aluminium oxide and silicon carbide grains, polyester-cellulose layer and glass fibre grid.
- Natural material MARMOLEUM**. This material is made of linseed oil, resin, wood flour, limestone, pigments and jute fabric Marmoleum is made from natural ingredients (97%)

#### Two-layer walls - galvanized steel sheet + decorative laminate **POLYREY**

**POLYREY** is a decorative laminate - high-pressure resistant, abrasion resistant and hardened material. In our standard sample there are 10 Polyrey colours. In extended colour sample there are more than 200 colours and motives you can choose from.

#### Front entrance portals and rear corner parts (bevelled at an angle of 45°)

- PLALAM F12PPS – silver colour (stainless steel imitation)
- PLALAM N3PP Black – black colour (polished)

**Floor kick plates** are made of brushed stainless steel K400. They are 100 mm high and perforated to ensure lift cabin ventilation.

Information panel in a stainless-steel frame

#### Lighting

##### Ceiling lightning (LED)

- Nebbia - Standard type of ceiling lightning. Silver or black edges (Plalam F12PPS or N3PP)
- Nebbia with black rectangular pattern inside (see page 8)
- Pattern – you can also have ceiling with a pattern (see page 6)

All types of ceiling lightning have **LED** lights with diffuser and cooler for long life.

#### Handles

##### Handle:

- Round stainless-steel handle (diameter 42 mm)
- Square stainless-steel handle 40 x 40 mm

#### Cabin operator panel

**Lift cabin operator panel** is composed of black polycarbonate glass with display, intercom system and pushbuttons (see page 3).

**Lift cabin panel** has a side lightning (red colour for lift going down, green colour for lift going up, white colour appears when lift is in a station)

Whole panel is in a Plalam plate (silver colour F12 PPS or Black colour N3PP)

##### Display:

- Black and white** LCD 609 display
- Small colour LCD display (4,3")**

#### Landing pushbuttons

**Landing pushbuttons** – black panel with pushbutton and display

On the display you can see what lift does at the time, if it goes up or down.

#### Others possible additions

**Seat** for people with disabilities or when you are just tired and want to sit down

**Mirror 600 x 900mm** with sandblasted details

**Mirror** on half wall

Ventilation module under the ceiling

Information system in car is made of stainless steel (st.)

#### Car door

Automatic car door

a) Stainless steel – mirror or brushed

b) RAL colours

*A black version with N3PP elements will be available later.*

*Lift cabin operator panel for LC Elegant*



## LC Elegant – basic colours



Jméno: LC Elegant\_A095+Mar.Black (1)



Jméno: LC Elegant\_B070+Mar.Black (1)



Jméno: LC Elegant\_C098+Mar.Black (1)



Jméno: LC Elegant\_C135+Mar.Black (1)



Jméno: LC Elegant\_G029+Mar.Black (1)



Jméno: LC Elegant\_G031+Mar.Black (1)



Jméno: LC Elegant\_P122+Mar.Black (1)



Jméno: LC Elegant\_S030+Mar.Black (1)



Jméno: LC Elegant\_S049+Mar.Black (1)



Jméno: LC Elegant\_S069+Mar.Black (1)



Jméno: LC Elegant\_S070+Mar.Black (1)



Jméno: LC Elegant\_T006+Mar.Black (1)



Jméno: LC Elegant\_T086+Mar.Black (1)



Jméno: LC Elegant\_V014+Mar.Black (1)

Popis

## LC Elegant – colour combinations



Jméno: 1. LC Elegant\_S069+S070\_A1



Jméno: 1. LC Elegant\_S069+S070\_B1



Jméno: 2. LC Elegant\_S086+C098\_1A



Jméno: 4. LC Elegant\_S086+B070\_B1



Jméno: 5. LC Elegant\_T006+C098\_A1



Jméno: 8. LC Elegant\_G029+C098\_A1



Jméno: 10. LC Elegant\_S049+C098\_B1



Jméno: 12. LC Elegant\_S049+G029\_A1



Jméno: 12. LC Elegant\_S049+G029\_B1



Jméno: 16. LC Elegant\_A095+B070\_A1



Jméno: 17. LC Elegant\_A095+C098\_A1



Jméno: 20. LC Elegant\_V014+B070



Jméno: 20. LC Elegant\_V014+S049



Jméno: 21. LC Elegant\_G031+B070



Jméno: 21. LC Elegant\_G031+S049



## Ceiling lightning with patterns



Jméno: Elegant strop A1




Jméno: Elegant strop A2



Jméno: Elegant strop B1




Jméno: Elegant strop B2



Jméno: Elegant strop C



Jméno: Elegant strop D



Jméno: Elegant strop E



Jméno: Elegant strop F

## Cabin seats and handles



Jméno: Elegant sedátko zapustné svetle\_1



Jméno: Elegant sedátko zapustné svetle\_2



Jméno: Elegant sedátko zapustné tmavé\_1



Jméno: Elegant sedátko zapustné tmavé\_2



Jméno: LC Elegant madlo hranaté



Jméno: LC Elegant madlo kulaté




Jméno: LC Elegant sedátko svetle sklopené



Jméno: LC Elegant sedátko svetle

## Lift cabin LC Elegant Black – examples

**Front entrance portals and rear corner parts** - Plalam N3PP Black  
**Ceiling** - Nebia with black rectangular pattern







**LC** *Elegant*

**Cabin walls** – decorative laminate **POLYREY** – hardened, abrasion resistant and high temperature resistant laminate



**Floor – Altro – PVC (vinyl) floor**

(composition: softened vinyl, aluminum oxide and silicon carbide grains, polyester-cellulose layer, glass fiber grid)



**Floor - Marmoleum** – floor that contains 97% natural ingredients (flax seed oil, wood flour, pine rosin, jute, limestone and pigments)



**LC Elegant\_A095+Mar.Black (1)**



**LC Elegant\_B070+Mar.Black (1)**



**LC Elegant\_C098+Mar.Black (1)**





**LC Elegant\_G029+Mar.Black (1)**



**LC Elegant\_G031+Mar.Black (1)**



**LC Elegant\_P122+Mar.Black (1)**



**LC Elegant\_S030+Mar.Black (1)**





**LC Elegant\_S049+Mar.Black (1)**



**LC Elegant\_S069+Mar.Black (1)**



**LC Elegant\_S070+Mar.Black (2)**













LC Elegant\_S069+S070\_A1







LC Elegant\_S086+B070\_B1



LC Elegant\_T006+C098\_A1



LC Elegant\_G029+C098\_A1



LC Elegant\_S049+C098\_B1





## 12. LC Elegant\_S049+G029\_A1



## 16. LC Elegant\_A095+B070\_A1



LC Elegant\_A095+C098\_A1











